

# Parents' Guide to Seesaw

## Logging In

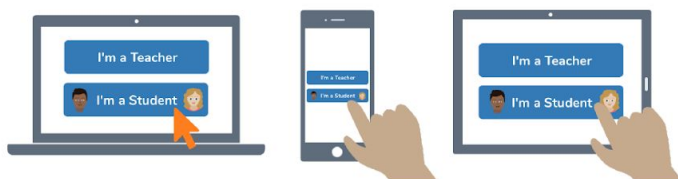
### Students

- Students will have two options for logging into Seesaw.
  - Student Portal: Students can access Seesaw after they sign into their Student Portal by clicking on the Seesaw Icon.
  - QR Code/Remote Learning Code - Teachers will send student remote learning log-in codes to families. To log in using the code do the following:

- Go to <https://app.seesaw.me> on a computer. Or install the Seesaw **Class** App on an iOS or Android device.



- Choose "I'm a Student".



- Scan this code using Seesaw's built-in QR code scanner. Or type in these letters to access your Seesaw account: **XXXX XXXX XXXX**



Please be sure to make sure your Seesaw App is up to date.

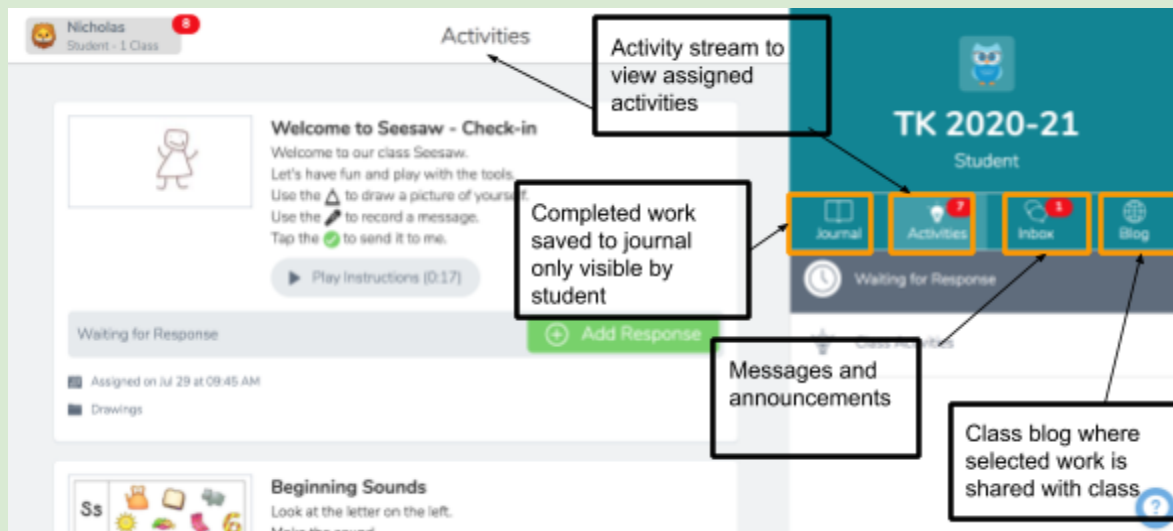
### Remote Learning with Seesaw

### Families

- Teachers will send an invite to all parents to join their classroom as a family member.
- Family members will click on the link to set up their account.
- Family members can use the [Seesaw website](#) or [Seesaw Family App](#) on iOS and Android devices to log in and view their child's journal of work.

# Viewing Work

## Student's View



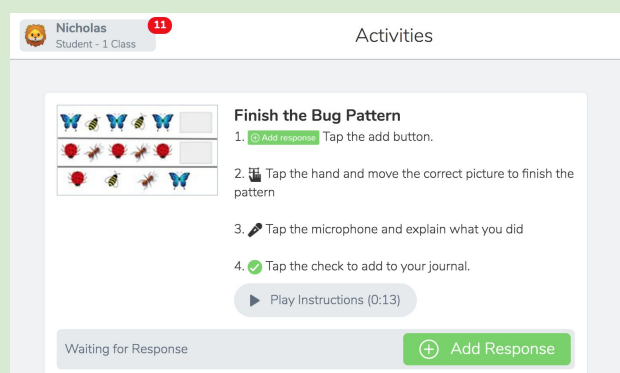
## Family's View



Parents/guardians use the Family App to view their child's work and announcements sent by the teacher. Family accounts cannot respond to assigned activities or post directly to a student journal.

# Submitting Work

- Students click on the Add Response button to respond to assigned activities.
- Students then complete the activity per teacher directions either on-line or offline.



- When completed students click the check mark to submit to their work to their teacher.



## Journal

- Seesaw automatically creates and stores all completed work in your student journal.

## Blog

- The Blog feature is used to showcase student work for the classmates and their families to see.

## Key Tasks

- [Student - Create a post](#)
- [Student - Responding to Activities](#)
- [Tour of the Seesaw Class App](#)

## More Resources

- [Welcome to Seesaw video](#)
- [Seesaw for Parents](#)
- [Frequently Asked Questions](#)- Troubleshooting